

---

# **Integrated Electric Intelligent Elevator Ultraviolet Germicidal Lamp System Specification**

**1st Version**

**- By Alphatch Technology**

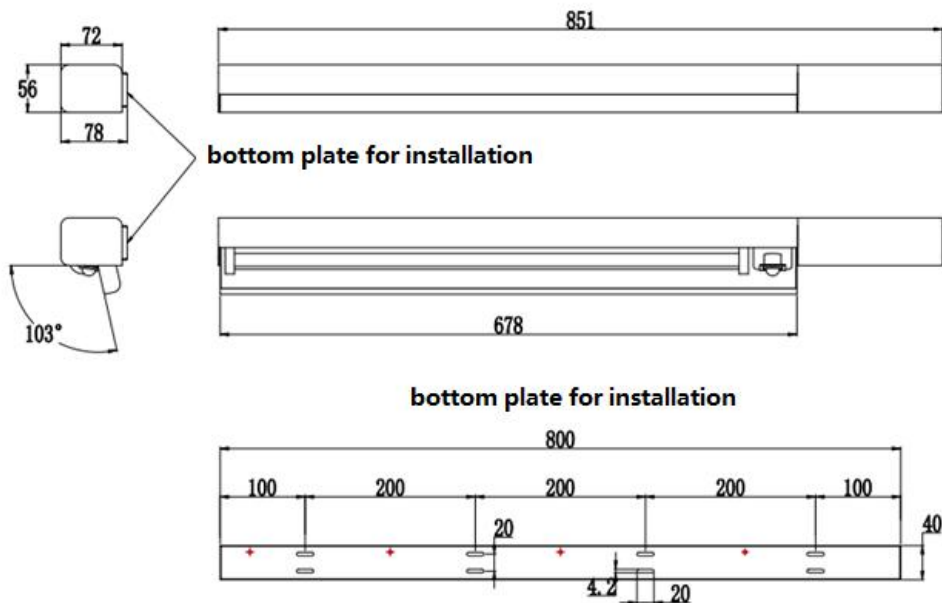
---

# 1 Product Overview

## 1.1 Application scenarios

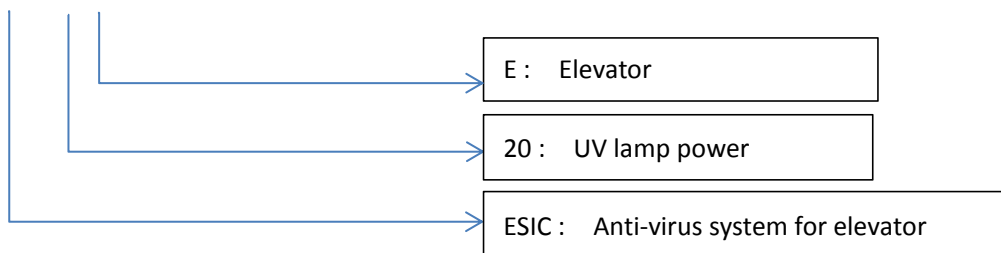
The electric Intelligent Ultraviolet Germicidal Lamp system can be installed in the existing elevator. The new elevator can be standard or optional. Can be connected to any mainstream brand elevator, suitable for commercial and residential elevators.

## 1.2 Product Size




## 1.2 Model

Model: ESIC-20E



---

## 1.3 System architecture implementation



Renderings

## 2 Function introduction

### 2.1 Product function

The ultraviolet germicidal lamp adopts 254nm ultraviolet light (no ozone), and the sterilization and disinfection efficiency can reach 99%.

### 2.2 Intelligent control

- A. When it obtains the elevator signal, it intelligently turn on or turn off the UV lamp, start the UV lamp disinfection for 30 minutes (or a custom time) when no one is using the elevator, and turn it off immediately when someone uses the elevator.
- B. Infrared human motion sensing protection device. When it senses someone (or other creature), it will not start or immediately stop the operation of ultraviolet disinfection lamp to ensure safety.
- C. Clock function. It can regularly turn on or off the UV disinfection lamp.

- 
- D. Cumulative statistics of the usage time of ultraviolet lamps.
  - E. The mobile phone can set the anti-virus, waiting time parameters, setting time, etc. via Bluetooth.
  - F. Voice reminder function. Voice reminder for the people who accidentally enter the elevator when the elevator is in the disinfection. The voice reminder when the disinfection lamp is damaged. And remind to replace the lamp when the life is over.

## 2.3 Mode introduction

- a. Office or Residential mode. If it receives the idle signal of the elevator, it will turn on the ultraviolet lamp for 30 minutes. If it receives the operation signal of the elevator or the infrared human motion sensor senses the biological movement in this process, the ultraviolet lamp will be turned off immediately. If the entire antivirus program is less than 30 minutes, the next time it receives an idle signal, it will start the antivirus program again for 30 minutes. After 30 minutes of complete antivirus, wait 8 hours and restart a round of antivirus. The factory defaults to this mode.
- b. Medical mode. When the elevator idle signal is received, the UV lamp is turned on for 30 minutes. When the elevator operation signal or infrared human motion sensor senses biological movement during this process, the UV lamp is turned off immediately. If the entire antivirus program is less than 30 minutes, when it receives an idle signal next time, the antivirus program will be started again for 30 minutes. After 30 minutes of complete antivirus, wait for 2 hours and restart a round of antivirus.
- c. Customization. The user can customize the week and time period for antivirus.

## 3 Electrical Specifications

Electrical specifications	
Attributes	Parameter
voltage	AC220V
Voltage fluctuation	AC180V~235V
Machine power consumption	≤30W
UV lamp power	20W
Motor Power	≤15W
Total size	851*72*56(mm)
UV spectrum	253.7nm (industry 254nm)
UV lamp life	8000 hours

Luminous flux maintenance rate during the lifetime	80%
UV intensity	90.2uw/cm <sup>2</sup>
Antivirus range	20m <sup>2</sup>
Human detection distance	3~6 meters
interface	Elevator idle signal interface: dry contact signal
Speaker	4Ω1.5W
weight	3.5±0.2kg
Packing size (single)	Φ 100*960mm
Gross weight	4.5 ± 0.2KG

## 4 The interface description

### 4.1 Power supply cable

- A. Function: Antivirus system power supply
- B. Length: 4 meters; wire core: 3 × 0.75mm<sup>2</sup>
- C. Brown wire: live wire
- D. Blue line: neutral line
- E. Yellow-green wire: ground wire

### 4.2 Elevator idle signal cable

- a. Function: Get the current state of the elevator (working or idle)
- b. Length: 4 meters

## 5 Environmental conditions

Project	Specification
Storage temperature range	-20℃ ~ 70℃
range of working temperature	-10℃ ~ 60℃

---

Recommended working temperature	5 °C ~ 40 °C is the best temperature range for antivirus.
Operating humidity range	20%~80%

## 6 Fault diagnosis

### 6.1 The working indicator of anti-virus system is off

Please check whether the power cable is firmly connected.  
Make sure the input voltage is normal (AC180V ~ AC235V).

### 6.2 After the clock is set, it cannot be saved.

Please replace the built-in button battery, a professional one is required.

### 6.3 The UV lamp cannot be lit.

Check whether the work indicator has been lit.  
Please listen to the voice broadcast whether the UV lamp is damaged.  
Connect the device via bluetooth to check the fault code.

#### Remarks:

All faults can be viewed via Bluetooth. If the problem has not been solved, please contact the place of purchase.